




<b>NOTES</b>	
Schedule 80 PVC on all elbows and conduit above ground; schedule 40 otherwise.	
42" ditch from top of conduit to final grade will be inspected by Nolin's Service department before backfilling.	
Ground is no. 6 CU continuous ground wire (City of E-town requires 12" of bare ground wire from the meter base and the remainder is enclosed in PVC to 3" below ground level).	
Ground rods should be minimum 8' x 1/2" diameter solid copper rod or a 5/8" solid galvanized rod. Ground wire is attached with approved ground clamps.	
Secondary conduit coming from Nolin's pole or transformer must come up on the left hand side of the meter base.	

- DIAGRAM NOT TO SCALE
- CONTACT NOLIN RECC LINE DESIGN DEPARTMENT BEFORE STARTING ANY WORK
- CALL 811 BEFORE DIGGING

 <p>A Touchstone Energy® Cooperative</p> <p>MAIN OFFICE: 270-765-6153</p>	PAGE 1 OF 2		LAST REVISION
	DRAWN BY: LANDER RYAN	<b>UNDERGROUND SERVICE STRUCTURE (SINGLE DISCONNECT)</b>	5/30/2018
APPROVED BY: GREG LEE			

**NOTES**

1. All meter base (service entrance) locations must be approved by Nolin’s Line Design Department prior to service installation.
2. Conduit size to be designated by Nolin's Line Design Department.
3. 200 and 400 amp underground meter bases must have a by-pass lever. Do not use a small meter base.
4. All electric connections, equipment, and equipment grounds shall comply with the National Electrical Code.
5. The member shall furnish and maintain for the life of the electrical service all conduits, conduit straps, grounds, disconnects, meter base, and all conductors beyond Nolin’s point of delivery.
  - In three phase applications, Nolin shall furnish the meter base.
6. Nolin shall furnish and maintain the meter and service drop.
7. Energizing of the member’s service is contingent upon an approved State or City electrical inspection.
8. The lower support bolt may be attached to the upper outside sleeve of the slip coupling.
9. Conduit must be secured to pole with 1 pole strap.
10. All underground conduit must have pull string installed (150 lbs test min).
11. The slip coupling should be installed a minimum of 4" above the final grade. Upon installation, the slip coupling should be opened (or extended) 2" to allow the coupling to both extend and retract.

 <b>RURAL ELECTRIC COOPERATIVE CORPORATION</b> A Touchstone Energy® Cooperative   MAIN OFFICE: 270-765-6153	PAGE 2 OF 2		
	DRAWN BY: LANDER RYAN	UNDERGROUND SERVICE STRUCTURE (SINGLE DISCONNECT)	LAST REVISION
APPROVED BY: GREG LEE	5/30/2018		